

# MERLIN - 1515

TOURING - 2500 W HMI



- **Type:** Followspot
- **Source:** 2500 W HMI
- **PSU:** Electronic - hot restrike - DMX
- **Optics:** 3° to 12° zoom

Followspot

## The new touring machine for rentals

Mixing a stainless steel housing with strong aluminium frames, the Merlin features a revolutionary and rock-solid design, perfect for touring events and rental companies

### Features

- **Fully closing iris:** ergonomic control with index; protective backplate for extended lifespan
- **Gobo holder:** glass and metal gobos
- **Ergonomic dimmer control:** one-handed dim, pan and tilt
- **Smooth dimmer shutter:** retains flat beam and colour temperature when dimming
- **Fade to Black DMX additional dimmer module (option):** for optimum control from the console as an accessory
- **Progressive frost filter :** on flip lever for quick soft-edge beam effect
- **Horizontal and vertical choppers:** built-in with 2 independent controls for adjustable rectangular projection
- **Individually removable colour frame:** gels replaced easily while colour cassette remains in place
- **Colour changer:** 6-way, self-cancelling boomerang colour-changer
- **RJ Eco Mode:** enables to reduce the power consumption when the followspot is in stand-by mode (iris or dimmer closed)
- **RJ Diagnostics System:** ensures optimum operation capacities, providing a wide pallet of feedback information (dimming level, lamp hours, temperature, projector status...) locally and remotely by RDM
- **Easy focus reference:** graduated scale on side of lantern; fast and easy refocusing
- **Adjustable yoke:** for optimum overhead positioning
- **Easy-to-balance counterweight:** steady movement, even at long distances
- **Stand:** perfectly weighted for maximum stability with smooth rotation for optimum performance. Easy set up; triple safety system for extra security

### Optical

- **Safe lamp:** no risk of explosion and no protective clothing necessary
- **Factory set optical train:** travels safely within followspot and requires no time-consuming realignment on arrival. Uniform beam on all followspots of same type
- **Double quartz condenser system:** for dazzling light output and perfectly even beam
- **Gobo :** long distance gobo projection
- **Variable zoom optics:** sharp focus at every beam angle. Independent control of image size and focus.
- **Exclusive zoom from 3° to 12°:** 4:1 ratio for more versatility

### Construction

- **Made in France :** fully manufactured in Robert Juliat premises retaining complete control over all aspects of quality
- **PSU:** built-in electronic flicker-free power supply for easy, plug-and-play installation
- **Lamp switch off:** 3 minutes automatic cooling down process when switching off the lamp for fast and easy packing
- **Cooling:** highly efficient multi-zone cooling of lamp house and oversized lamp holder heat-sinks for maximum reliability and durability
- **Bodywork:** strong sheet metal construction for durability
- **Ergonomic wrap-around handle:** comfort, safety and practicality from all operating positions
- **Moving parts:** smooth at all times, even when hot
- **Captive knobs and handles:** additional security when working at height or in transit
- **Rigging eyebolts:** 4 lifting points integrated for vertical or horizontal handling
- **Easy access to all parts:** easy cleaning, re-lamping and maintenance
- **Removable assemblies:** fast-plug cable connectors and complete component assemblies (mirror, condenser set and lamp house assembly) save maintenance and cleaning time
- **Safety:** safety switch for secure access to the lamp

Picture:1515

DSEN226\_1515 - 16/06/2017

Robert Juliat reserves the right to change or alter any of the items detailed on this page, to increase or improve manufacturing techniques without prior notice.

Robert Juliat S.A.S., 32 rue de Beaumont, 60530 Fresnoy-en-Thelle - France  
Telephone : +33 (0)3 44 26 51 89 - fax : +33 (0)3 44 26 90 79 - info@robertjuliat.fr  
www.robertjuliat.com



ROBERT JULIAT

## Source



- **Lamp type:** Discharge
- **Power:** 2500 W
- **Socket:** SFa 21
- **Hot re-strike:** yes

Admissible lamps	Power *	Lumen output*	Colour temperature*	Life*	CRI* (min)
HMI 2500W/S XS (Osram )	2 500 W	240 000 lm	6000K	500 h	>90

(\*) manufacturer's data

## Optics

### Characteristics

- **Type:** Zoom
- **Beam range:** 3° to 12°
- **Focal length:** 325 - 1179 mm

### Gel filter

- **Shape:** Circle
- **Standard size:** 210 mm (8.3 in)

### Gobo

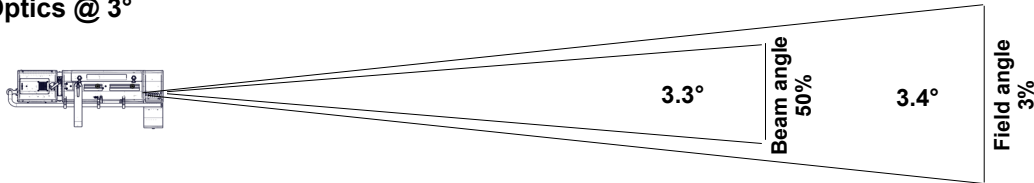
- **Size:** A
- **Material:** Metal  
Glass



## Photometrics

with HMI 2500W/S XS (Osram ) source

### • Optics @ 3°



**Beam intensity**  
8 421 300 cd

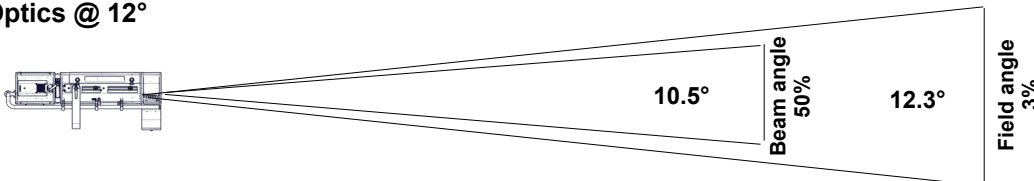
**Field lumens**  
19 020 lm

<b>Distance</b>	40 m	60 m	80 m	100 m	120 m	140 m
<b>Diameter</b>	2.4 m	3.6 m	4.7 m	5.9 m	7.1 m	8.3 m
<b>Illumination</b>	5 300 lux	2 350 lux	1 350 lux	850 lux	590 lux	430 lux
<b>Distance</b>	130 ft	195 ft	260 ft	330 ft	395 ft	460 ft
<b>Diameter</b>	7.7 ft	11.6 ft	15.4 ft	19.6 ft	23.4 ft	27.3 ft
<b>Illumination</b>	500 fc	230 fc	130 fc	80 fc	55 fc	40 fc

**CCT**  
6 910 K

**CRI**  
82

### • Optics @ 12°



**Beam intensity**  
1 032 700 cd

**Field lumens**  
23 780 lm

<b>Distance</b>	40 m	60 m	80 m	100 m	120 m	140 m
<b>Diameter</b>	8.6 m	12.9 m	17.2 m	21.6 m	25.9 m	30.2 m
<b>Illumination</b>	650 lux	290 lux	170 lux	110 lux	75 lux	55 lux
<b>Distance</b>	130 ft	195 ft	260 ft	330 ft	395 ft	460 ft
<b>Diameter</b>	28 ft	42 ft	56 ft	71.1 ft	85.1 ft	99.1 ft
<b>Illumination</b>	65 fc	28 fc	16 fc	10 fc	7 fc	5 fc

**CCT**  
6 190 K

**CRI**  
83

## Remote control

- **Data protocol:** USITT DMX512-A  
RDM

- **Data IN connector:** 5 pins XLR male
- **Data OUT connector:** 5 pins XLR female



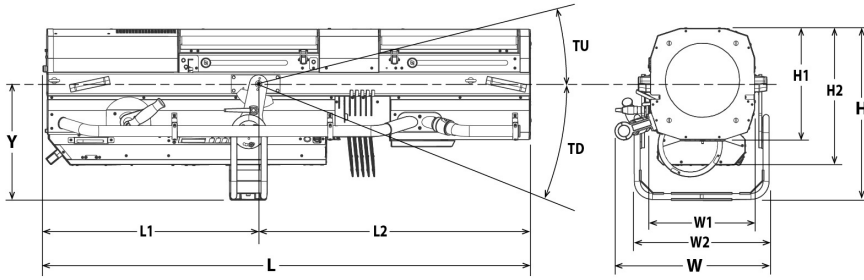
### • DMX chart:

#### Mode 1 (3 channels)

Dimmer  
Dimmer fine  
Control mode

## Dimensions and weight

### Unit



**Weight:** 76 kg (167.2 lbs)

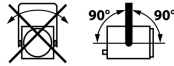
Height	Length	Width	Yoke	Tilt
H= 567 mm (22.3 in)	L= 1610 mm (63.4 in)	W= 508 mm (20 in)	Y= 385 mm (15.2 in)	TU= 30°
H1= 366 mm (14.4 in)	L1= 710 mm (28 in)	W1= 342 mm (13.5 in)		TD= 45°
H2= 450 mm (17.7 in)	L2= 900 mm (35.4 in)	W2= 444 mm (17.5 in)		

### Shipping

- **Weight :** 126 kg (277.2 lbs)
- **Volume :** 1.27 m<sup>3</sup> (44.84 ft<sup>3</sup>)

### Installation

- **Minimum distance to illuminated surface:** 6.0 m (19.7 ft)
- **Operating position:**



### Warranty

- **Period: 2 years**  
See General Sales Condition on website

### Approvals



### Construction

- **Housing:** Stainless steel - Aluminium
- **Colour:** Black - Grey
- **Cooling:** Fan
- **Maximum ambient temperature (Ta):** 40°C (104°F)
- **Maximum case temperature (Tc):** 110°C (230°F)
- **Total heat dissipation:** 10 240 BTU/h
- **Protection rating:** 20

### Electrical compatibility

- 220/230 V - 50 Hz
- 245 V - 50 Hz
- ~~110/120 V - 60 Hz~~
- 208 V - 60 Hz
- 220 V - 60 Hz
- ~~100 V - 50 Hz~~
- ~~100 V - 60 Hz~~
- Selector: automatic detection

### Power input

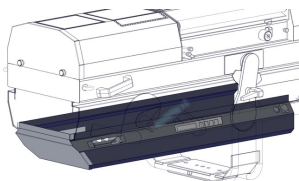


- **Type:** removeable power cord with Neutrik powerCON TRUE1 connector (included)
- **Cable:** H07RNF 3G1.5
- **Length:** 3 m (9,8 ft)
- **Power connector:** CEE 7/7 (2P+E NF/Schuko)

### Power consumption

Voltage	Frequency	Current	Power	Power factor
230 V	50 Hz	13 A	3000 W	>0.96
208 V	60 Hz	15 A	3000 W	>0.90

### Power Supply Unit

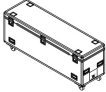


- **PSU:** Internal - Electronic PSU - Flicker free with PFC
- **Control:** Local / DMX
- **Protection:** Mains: 20A 2P 2D switch breaker - UL /











## Model

<b>1515</b>	2500 W HMI Followspot - 1515 Merlin - 3/12° - Electronic PSU
-------------	--

## Options

<b>FC1515</b>	Flight-case for Touring range / GT4000 stand / P.S.U. / accessories - Dim: 1680x600x900mm - Poids: 71 Kg	
---------------	---	---

## Accessories

<b>PF1011</b>	Ø210 mm metal filter holder <b>6 included</b>	
<b>SGUM</b>	Universal "A" size gobo-holder (metal, glass, frosted glass) <b>1 included</b>	
<b>HMI 2500W/S XS</b>	HMI 2500W/S XS - Osram SFa 21 2500W 500h 6000K lamp	
<b>GT4000</b>	Tripod stand with safety chain - SWL: 130 Kg - max. height: 1030 mm - Weight: 7,91 Kg	
<b>GT4000R</b>	Tripod stand with ball head rotation with security chain - SWL: 130 Kg - max. height: 1030 mm - Weight: 10 Kg	
<b>GT4000S</b>	Tripod stand without safety chain - SWL: 130 Kg - max. height: 1030 mm - Weight: 8,65 Kg	
<b>T4000</b>	Followspot mount for Ø50mm pipe (suspension or overhead) - SWL= 100 Kg - Weight: 4,88 Kg	
<b>MOMM</b>	Motorised dimming shutter module	
<b>Kit TELRAD</b>	Telrad followspot sight with raiser and universal mounting kit - Weight: 1,23 Kg	
<b>SDUP</b>	Followspot cue sheet holder with universal mounting kit	
<b>Kit W-DMX/M</b>	W-DMX wireless DMX	
<b>FC1515/S</b>	Flight-case for Touring range / GT4000 stand / P.S.U. / accessories - Weight: 71 Kg	